



Draw the Lines

Analyzing Polls on Gerrymandering – What do the people think?

See the corresponding article in the Philadelphia Inquirer for details:

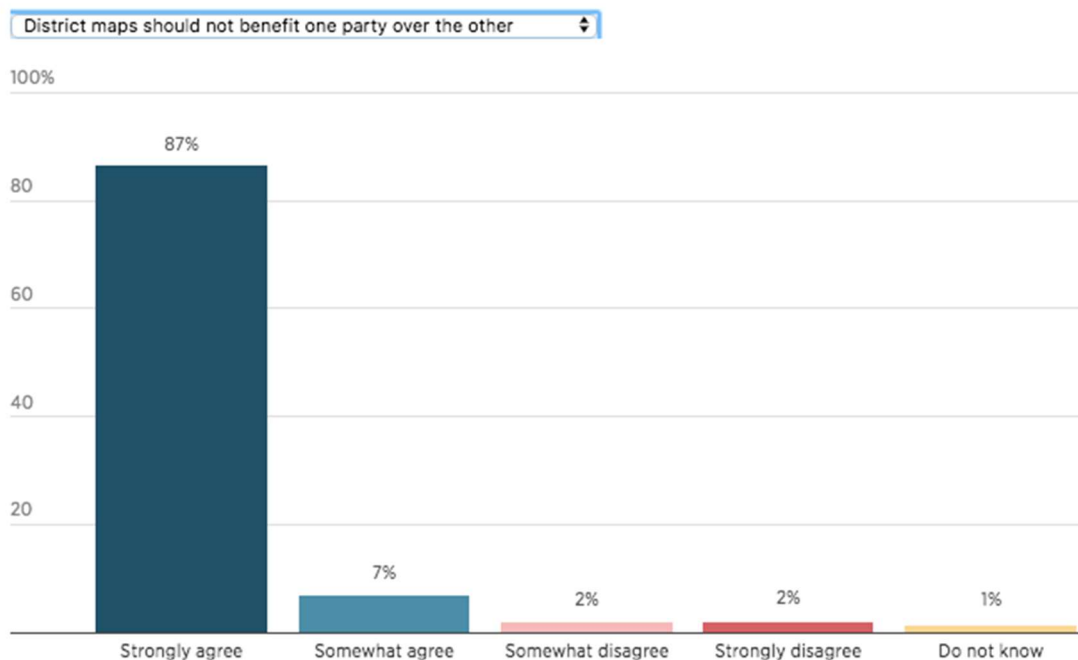
<https://www.inquirer.com/politics/pennsylvania/pa-voters-gerrymandering-poll-20191010.html>

Procedures:

1. Bell Ringer / Do Now

Students can independently complete this activity.

Examine this chart and complete the 3-2-1 activity below.



Half the voters were asked about "redistricting" and half about "drawing voter maps." The Inquirer combined those numbers into the overall numbers reflected here.

Chart: JONATHAN LAI • Source: [Franklin & Marshall College poll](#)

3 - Describe three key pieces of information provided by this chart.

A.

B.


C.

2 – Create two further questions you'd like to ask based on this information.

A.

B.

1 – Create a title for this Chart.



Draw the Lines

2. **Turn and Talk** – Ask students to share their 3-2-1 notes with a partner.
 - a. Circle any ideas that are similar.
 - b. Star any ideas that you really like.
 - c. Write one sentence of feedback for your partner (ex. I really like the questions you created because they make me want to learn more.)
3. **Share out** – Ask students to share some of their ideas. You can call on students and ask them what they circled on their partner's 3-2-1 notes. You can ask students to share their own ideas or the ideas of their partner that they really liked. This allows students to recognize each other's hard work.
4. **Poll Analysis Activity** – Have students choose three more polls from the examples attached (#5 below) to analyze. Students will read and analyze the polls. They will create a chart to record their analysis.

	Question Asked by poll:	Question Asked by poll:	Question Asked by poll:
Evidence: At least 3 facts / ideas in the poll.	1. 2. 3.	1. 2. 3.	1. 2. 3.
Inference: At least 2 conclusions you can make based on the evidence.	1. 2.	1. 2.	1. 2.
Title: Create a title connected to biggest idea presented in the poll.			



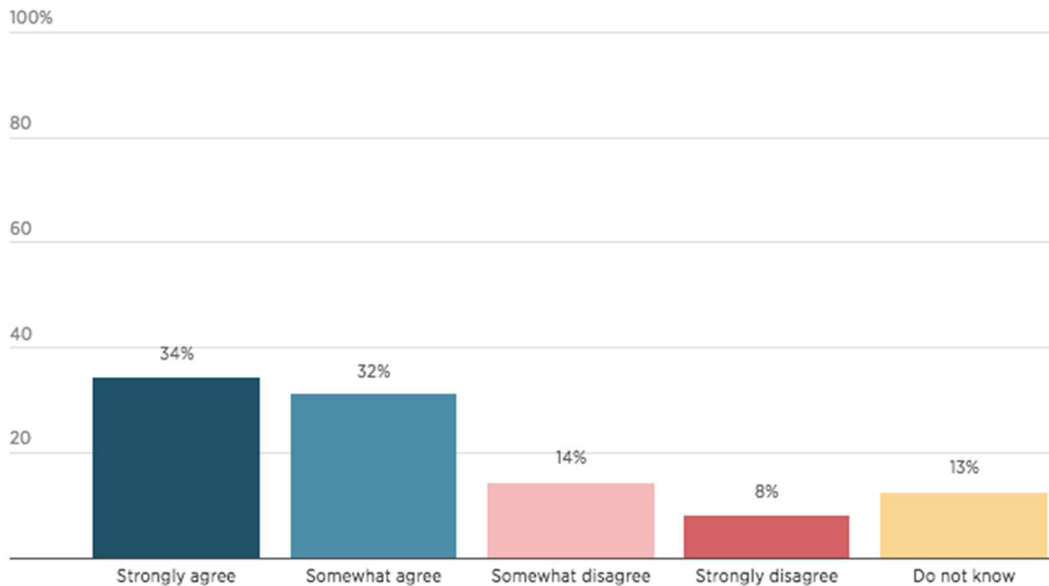
Draw the Lines

5. Polls – below are some other polls from the article.

Voters were asked whether they agreed with a series of statements.

Select a statement from the drop-down box to see how voters responded.

Maps drawn by citizens will favor citizens



Half the voters were asked about "redistricting" and half about "drawing voter maps." The Inquirer combined those numbers into the overall numbers reflected here.

Chart: JONATHAN LAI • Source: [Franklin & Marshall College poll](#)

Do you think each of the following areas of state government need to be reformed, or not?

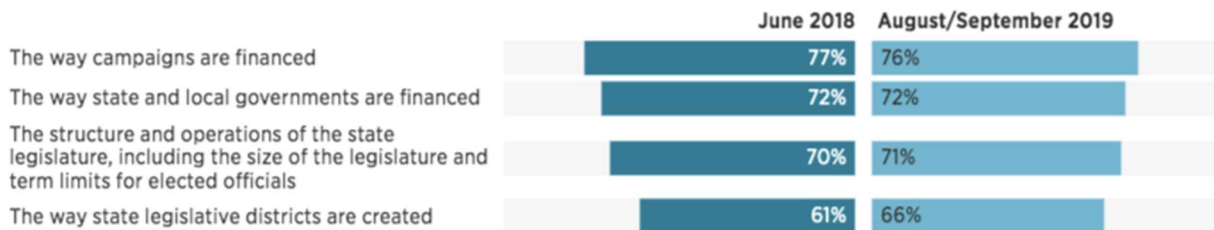


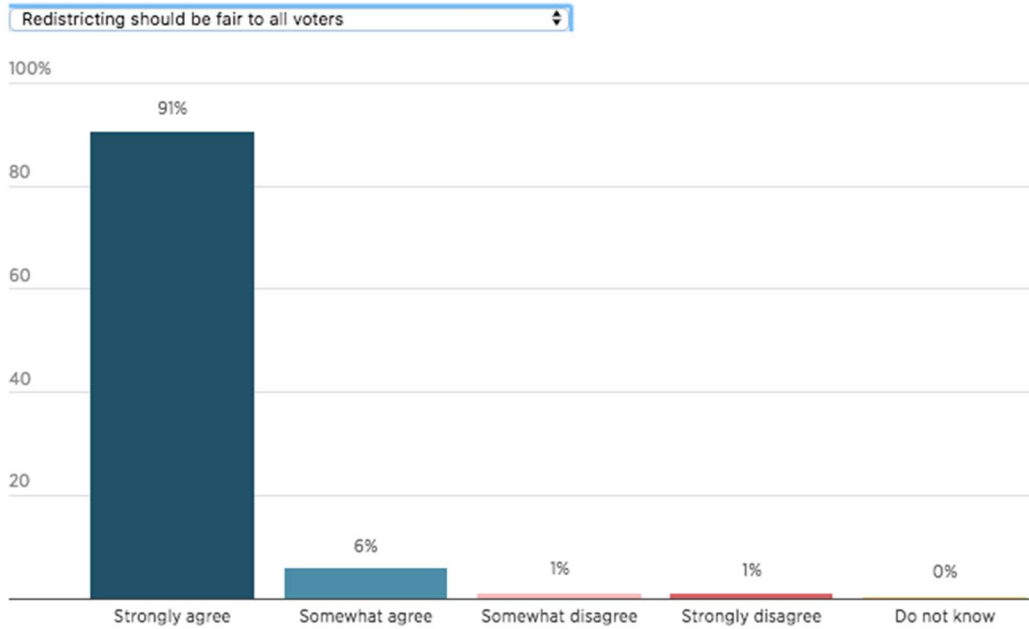
Chart: JONATHAN LAI • Source: [Franklin & Marshall College polls](#)



Draw the Lines

Voters were asked whether they agreed with a series of statements.

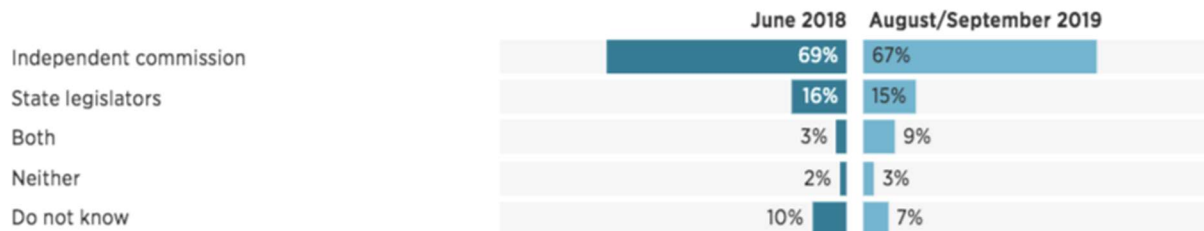
Select a statement from the drop-down box to see how voters responded.



Half the voters were asked about "redistricting" and half about "drawing voter maps." The Inquirer combined those numbers into the overall numbers reflected here.

Chart: JONATHAN LAI • Source: [Franklin & Marshall College poll](#)

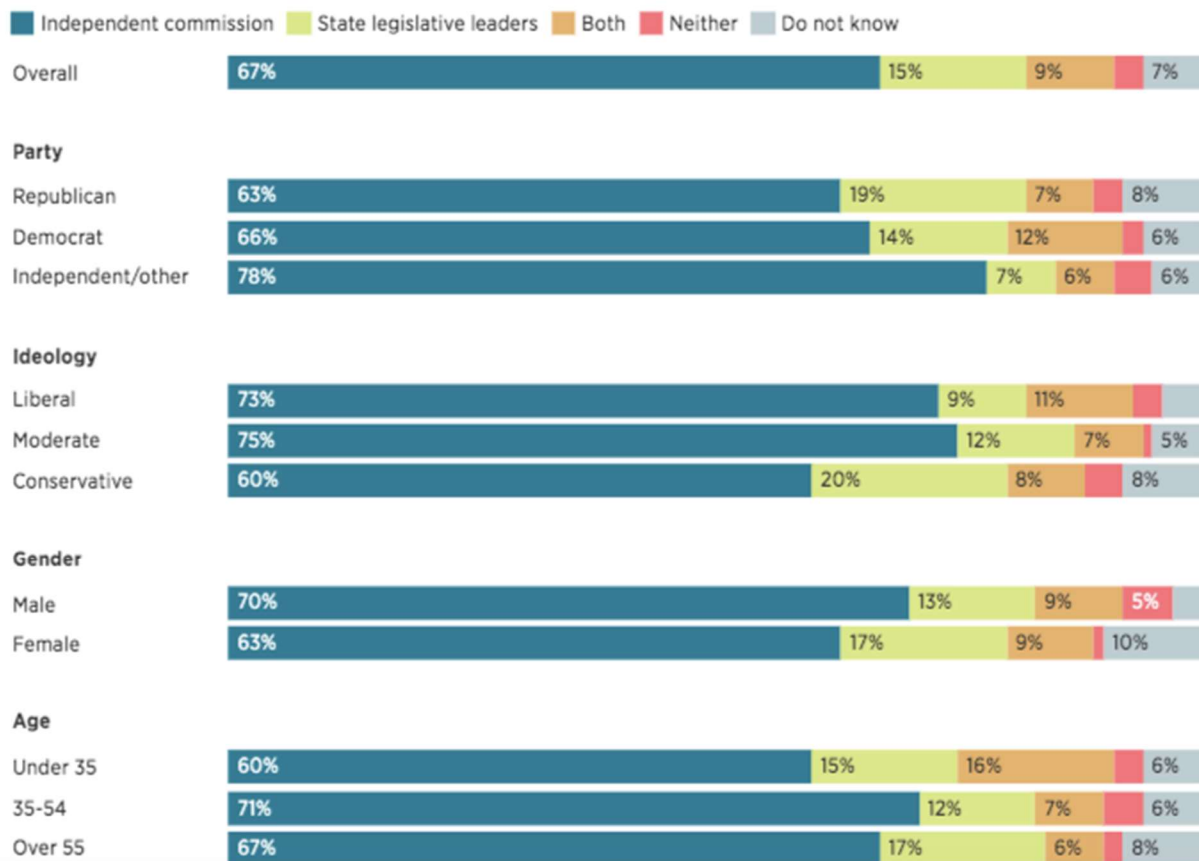
Do you think state legislative districts should be created by an independent commission or do you think these districts should continue to be drawn by state legislators?





Draw the Lines

Registered voters were asked the following question: "Do you think state legislative districts should be created by an independent commission or do you think these districts should continue to be drawn by state legislators?"





Draw the Lines

6. Closure Activity / Exit Tickets:

Exit Ticket

Name: _____ Date: _____

One thing I learned from analyzing the polls is ...

This made me think ...

Now I wonder ...

Exit Ticket

Name: _____ Date: _____

One thing I learned from analyzing the polls is ...

This made me think ...

Now I wonder ...